

EUROPE'S LARGEST SELECTION OF TEST & MEASUREMENT EQUIPMENT FOR HIRE

**INLEC.COM**

# DATA-SHEET



Nationwide Low Call  
**0333 6000 600**

**WHY BUY**  
WHEN YOU CAN HIRE

# Field Metrology Wells

## Technical Data



Recently, we introduced Metrology Wells, which provide the very best performance in portable temperature calibration. The new 914X Series Field Metrology Wells extend high performance to the industrial process environment by maximizing portability, speed, and functionality with little compromise to metrology performance.

Field Metrology Wells are packed with functionality and are remarkably easy to use. They are lightweight, small, and quick to reach temperature set points, yet they are stable, uniform, and accurate. These industrial temperature loop calibrators are perfect for performing transmitter loop calibrations, comparison calibrations, or simple checks of thermocouple sensors. With the “process” option, there is no need to carry additional tools into the field. This optional built-in two-channel readout reads resistance, voltage, and 4–20 mA current with 24 volt loop power. It also has on-board documentation. Combined, the three models (9142, 9143, and 9144—each with a “process” option) cover the wide range of –25 °C to 660 °C.

### High performance for the industrial environment

Field Metrology Wells are designed for the industrial process environment. They weigh less than 8.2 kg (18 lb) and have a small footprint, which makes them easy to transport. Optimized for speed, Field Metrology Wells cool to –25 °C in 15 minutes and heat to 660 °C in 15 minutes.

Field environment conditions are typically unstable, having wide temperature variations. Each Field Metrology Well has a built-in gradient-temperature compensation (patent pending) that adjusts control characteristics to ensure stable performance in unstable environments. In fact, all specifications are guaranteed over the environmental range of 13 °C to 33 °C.

- Lightweight, portable, and fast
- Cool to –25 °C in 15 minutes and heat to 660 °C in 15 minutes
- Built-in two-channel readout for PRT, RTD, thermocouple, 4–20 mA current
- True reference thermometry with accuracy to ± 0.01 °C
- On-board automation and documentation
- Metrology performance in accuracy, stability, uniformity, and loading

## Built-in features to address large workloads and common applications

Whether you need to calibrate 4-20 mA transmitters or a simple thermostatic switch, a Field Metrology Well is the right tool for the job. With three models covering the range of -25 °C to 660 °C, this family of Metrology Wells calibrates a wide range of sensor types. The optional process version (models 914X-X-P) provides a built-in two-channel thermometer readout that measures PRTs, RTDs, thermocouples, and 4-20 mA transmitters which includes the 24 V loop supply to power the transmitter.

Each process version accepts an ITS-90 reference PRT. The built-in readout accuracy ranges from  $\pm 0.01$  °C to  $\pm 0.07$  °C depending on the measured temperature. Reference PRTs for Field Metrology Wells contain individual calibration constants that reside in a memory chip located inside the sensor housing, so sensors may be used interchangeably. The second channel is user-selectable for 2-, 3-, or 4-wire RTDs, thermocouples, or 4-20 mA transmitters. For comparison calibration, don't hassle with carrying mul-

*With the ability to measure a reference PRT, mA current, and source 24 V loop power, Field Metrology Wells can automate and save up to 20 different tests.*

iple instruments to the field. Field Metrology Wells do it all as a single instrument.

Traditionally, calibrations of temperature transmitters have been performed on the measurement electronics, while the sensor remained uncalibrated. Studies have shown, however, that typically 75 % of the error in the transmitter system (transmitter electronics and temperature sensor) is in the sensing element. Thus, it becomes important to calibrate the whole loop—both electronics and sensor.

The process option of Field Metrology Wells makes transmitter loop calibrations easy. The transmitter sensor is placed in the well with the reference PRT and the transmitter electronics are connected to the front panel of the instrument. With 24 V loop power, you are able to power and measure the transmitter current while sourcing and measuring temperature in the Field Metrology Well. This allows for the measurement of as-found and as-left data in one self-contained calibration tool.

All Field Metrology Wells allow for two types of automated thermostatic switch test procedures—auto or manual setup. Auto setup requires the entry of only the nominal switch temperature. With this entry, it will run a 3-cycle calibration procedure and provide final results for the dead band temperature via the display. If you need to customize the ramp rate or run additional cycles, the manual setup allows you to program and run the procedure exactly how you would like. Both methods are fast and easy and make testing temperature switches a virtual joy!

## Metrology performance for high-accuracy measurements

Unlike traditional dry-wells, Field Metrology Wells maximize speed and portability without compromising the six key metrology performance criteria laid out by the EA: accuracy, stability, axial (vertical) uniformity, radial (well-to-well) uniformity, loading, and hysteresis. All criteria are important in ensuring accurate measurements in all calibration applications.

Field Metrology Well displays are calibrated with high-quality traceable and accredited PRTs. Each device (process and non-process versions) comes with an IEC-17025 NVLAP-accredited calibration certificate, which is backed by a robust uncertainty analysis that considers temperature gradients, loading effects, and hysteresis. The 9142 and 9143 have a display accuracy of  $\pm 0.2$  °C over their full range, and the 9144 display accuracy ranges from  $\pm 0.35$  °C at 420 °C to  $\pm 0.5$  °C at  $\pm 660$  °C. Each calibration is backed with a 4:1 test uncertainty ratio.

New control technology guarantees excellent performance in extreme environmental conditions. The 9142 is stable to  $\pm 0.01$  °C over its full range and the mid-range 9143 is stable from  $\pm 0.02$  °C at 33 °C and  $\pm 0.03$  °C at 350 °C. Even at 660 °C, the 9144 is stable to  $\pm 0.05$  °C. But this is not all! Thermal block characteristics provide radial (well-to-well) uniformity performance to  $\pm 0.01$  °C. Dual-zone control helps these tools achieve axial uniformity to  $\pm 0.05$  °C at 40 mm (1.6 in).

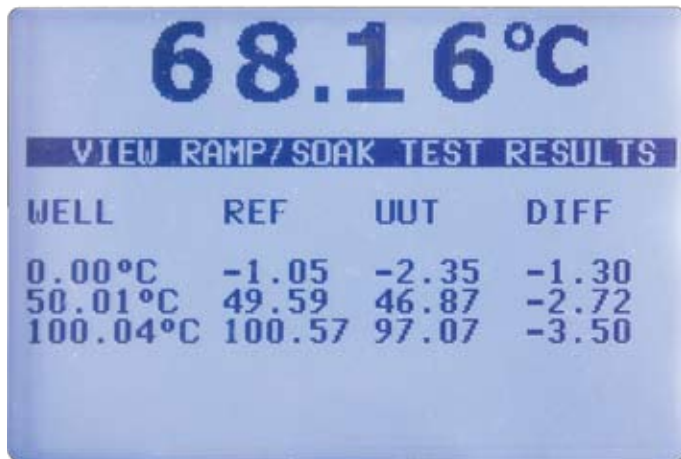
## Automation and documentation make each unit a turnkey solution

So you now have a precision calibration instrument that has field-ready characteristics, accredited metrology performance, built-in two-channel thermometry, and automation—what else could you ask for? How about all this and a



turnkey solution that will automate and document the results?

The process versions of Field Metrology Wells have on-board non-volatile memory for documentation of up to 20 tests. Each test can be given a unique alphanumeric ID and will record block temperature, reference temperature, UUT values, error, date, and time. Each test can be easily viewed via the front panel or exported using Model 9930 Interface-it software, which is included with each shipment. Interface-it allows you to pull the raw data into a calibration report or an ASCII file.



The process version of Field Metrology Wells can save up to 20 different tests.

**Operation is as easy as 1-2-3**

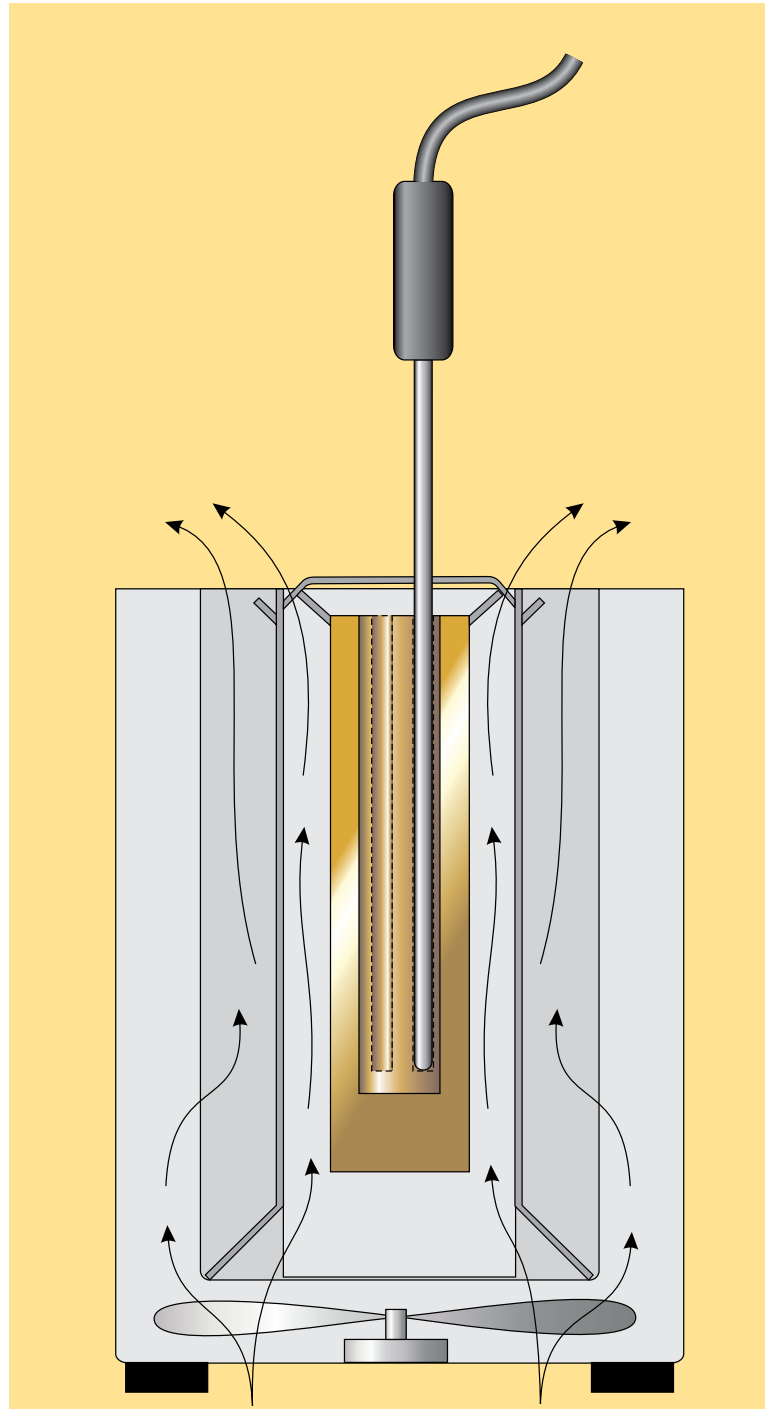
You'll find Field Metrology Wells intuitive and easy to use. Each unit is equipped with a large, easy-to-read LCD display, function keys, and menu navigation buttons. Its "SET PT." button makes it straightforward and simple to set the block temperature. Each product has a stability indicator that visually and audibly tells you the Field Metrology Wells is stable to the selectable criteria. Each unit offers pre-programmed calibration routines stored in memory for easy recall, and all inputs are easily accessible via the front panel of the instrument.



Never buy a temperature calibration tool from a company that only dabbles in metrology (or doesn't even know the word). Metrology Wells from Fluke are designed and manufactured by the same people who equip the calibration laboratories of the world's leading temperature scientists. These are the people around the world who decide what a Kelvin is! We know a thing or two more about temperature calibration than the vast majority of the world's dry-well

suppliers. Yes, they can connect a piece of metal to a heater and a control sensor. But we invite you to compare all our specs against the few that they publish. (And by the way, we meet our specs!)

Simplified schematic illustrating the airflow design (patents applied for) to minimize potential heat damage to sensor handles and transition junctions.



## Base Unit Specifications

	9142	9143	9144
<b>Temperature Range at 23 °C</b>	-25 °C to 150 °C (-13 °F to 302 °F)	33 °C to 350 °C (91 °F to 662 °F)	50 °C to 660 °C (122 °F to 1220 °F)
<b>Display Accuracy</b>	± 0.2 °C Full Range	± 0.2 °C Full Range	± 0.35 °C at 50 °C ± 0.35 °C at 420 °C ± 0.5 °C at 660 °C
<b>Stability</b>	± 0.01 °C Full Range	± 0.02 °C at 33 °C ± 0.02 °C at 200 °C ± 0.03 °C at 350 °C	± 0.03 °C at 50 °C ± 0.05 °C at 420 °C ± 0.05 °C at 660 °C
<b>Axial Uniformity at 40 mm (1.6 in)</b>	± 0.05 °C Full Range	± 0.04 °C at 33 °C ± 0.1 °C at 200 °C ± 0.2 °C at 350 °C	± 0.05 °C at 50 °C ± 0.35 °C at 420 °C ± 0.5 °C at 660 °C
<b>Radial Uniformity</b>	± 0.01 °C Full Range	± 0.01 °C at 33 °C ± 0.015 °C at 200 °C ± 0.02 °C at 350 °C	± 0.02 °C at 50 °C ± 0.05 °C at 420 °C ± 0.10 °C at 660 °C
<b>Loading Effect (with a 6.35 mm reference probe and three 6.35 mm probes)</b>	± 0.006 °C Full Range	± 0.015 °C Full Range	± 0.015 °C at 50 °C ± 0.025 °C at 420 °C ± 0.035 °C at 660 °C
<b>Hysteresis</b>	0.025	0.03	0.1
<b>Operating Conditions</b>	0 °C to 50 °C, 0 % to 90 % RH (non-condensing)		
<b>Environmental Conditions (for all specifications except temperature range)</b>	13 °C to 33 °C		
<b>Immersion (Well) Depth</b>	150 mm (5.9 in)		
<b>Insert OD</b>	30 mm (1.18 in)	25.3 mm (1.00 in)	24.4 mm (0.96 in)
<b>Heating Time</b>	16 min: 23 °C to 140 °C 23 min: 23 °C to 150 °C 25 min: -25 °C to 150 °C	5 min: 33 °C to 350 °C	15 min: 50 °C to 660 °C
<b>Cooling Time</b>	15 min: 23 °C to -25 °C 25 min: 150 °C to -23 °C	32 min: 350 °C to 33 °C 14 min: 350 °C to 100 °C	35 min: 660 °C to 50 °C 25 min: 660 °C to 100 °C
<b>Resolution</b>	0.01 °		
<b>Display</b>	LCD, °C or °F user-selectable		
<b>Size (H x W x D)</b>	290 mm x 185 mm x 295 mm (11.4 x 7.3 x 11.6 in)		
<b>Weight</b>	8.16 kg (18 lb)	7.3 kg (16 lb)	7.7 kg (17 lb)
<b>Power Requirements</b>	100 V to 115 V (± 10 %) 50/60 Hz, 635 W 230 V (± 10 %) 50/60 Hz, 575 W	100 V to 115 V (± 10 %), 50/60 Hz, 1400 W 230 V (± 10 %), 50/60 Hz, 1800 W	
<b>Computer Interface</b>	RS-232 and 9930 Interface-it control software included		

## -P Specifications

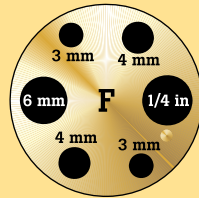
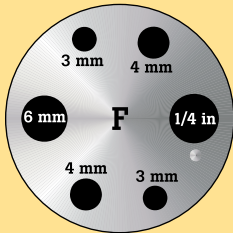
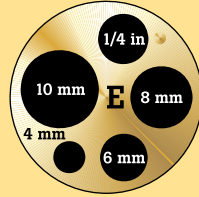
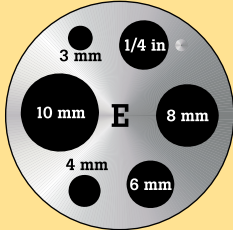
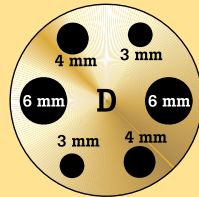
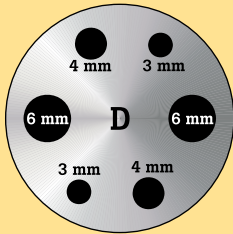
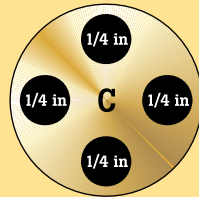
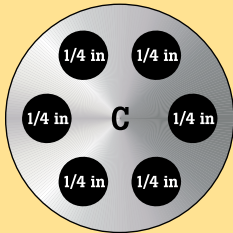
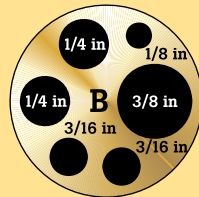
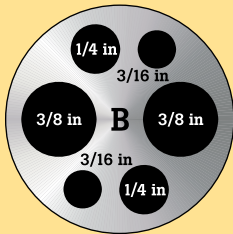
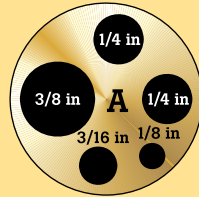
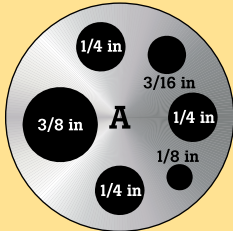
<b>Built-in Reference Thermometer Readout Accuracy (4-Wire Reference Probe)†</b>	± 0.013 °C at -25 °C ± 0.015 °C at 0 °C ± 0.020 °C at 50 °C ± 0.025 °C at 150 °C ± 0.030 °C at 200 °C ± 0.040 °C at 350 °C ± 0.050 °C at 420 °C ± 0.070 °C at 660 °C
<b>Reference Resistance Range</b>	0 ohms to 400 ohms
<b>Reference Resistance Accuracy‡</b>	0 ohms to 42 ohms: ±0.0025 ohms 42 ohms to 400 ohms: ±60 ppm of reading
<b>Reference Characterizations</b>	ITS-90, CVD, IEC-751, Resistance
<b>Reference Measurement Capability</b>	4-wire
<b>Reference Probe Connection</b>	6-pin Din with Infocon Technology
<b>Built-in RTD Thermometer Readout Accuracy</b>	NI-120: ± 0.015 °C at 0 °C PT-100 (385): ± 0.02 °C at 0 °C PT-100 (3926): ± 0.02 °C at 0 °C PT-100 (JIS): ± 0.02 °C at 0 °C
<b>RTD Resistance Range</b>	0 ohms to 400 ohms
<b>RTD Resistance Accuracy‡</b>	0 ohms to 25 ohms: ±0.002 ohms 25 ohms to 400 ohms: ±80 ppm of reading
<b>RTD Characterizations</b>	PT-100 (385),(JIS),(3926), NI-120, Resistance
<b>RTD Measurement Capability</b>	4-wire RTD (2-,3-wire RTD w\ Jumpers only)
<b>RTD Connection</b>	4 terminal input
<b>Built-in TC Thermometer Readout Accuracy</b>	Type J: ± 0.7 °C at 660 °C Type K: ± 0.8 °C at 660 °C Type T: ± 0.8 °C at 400 °C Type E: ± 0.7 °C at 660 °C Type R: ± 1.4 °C at 660 °C Type S: ± 1.5 °C at 660 °C Type M: ± 1.4 °C at 660 °C Type L: ± 0.7 °C at 660 °C Type U: ± 0.75 °C at 600 °C Type N: ± 0.9 °C at 660 °C Type C: ± 1.1 °C at 660 °C
<b>TC Millivolt Range</b>	-10 mV to 75 mV
<b>Voltage Accuracy</b>	0.025 % of reading + 0.01 mV
<b>Internal Cold Junction Compensation Accuracy</b>	± 0.5 °C (ambient of 13 °C to 33 °C)
<b>TC Connection</b>	Small connectors
<b>Built-in mA Readout Accuracy</b>	0.02 % of reading + 2 µV
<b>mA Range</b>	Cal 4-22 mA, Spec 4-24 mA
<b>mA Connection</b>	2 terminal input
<b>Loop Power Function</b>	24 V dc loop power
<b>Built-in Electronics Temperature Coefficient (0 °C to 13 °C, 33 °C to 50 °C)</b>	± 0.005 % of range per °C

†The temperature range may be limited by the reference probe connected to the readout. The Built-In Reference Thermometer Readout Accuracy does not include the sensor probe accuracy. It does not include the probe uncertainty or probe characterization errors.

‡Measurement accuracy specifications apply within the operating range and assume 4-wires for PRTs. With 3-wire RTDs add 0.05 ohms to the measurement accuracy plus the maximum possible difference between the resistances of the lead wires.

**9142 Inserts**

**9143/9144 Inserts**



**Ordering Information**

**Ordering Information for 9142**

- 9142-X** Field Metrology Well, -25 °C to 150 °C, w/9142-INSX
- 9142-X-P** Field Metrology Well, -25 °C to 150 °C, w/9142-INSX, w/Process Electronics

*X in the above model numbers to be replaced with A, B, C, D, E, or F as appropriate for the desired insert. See the inserts illustration and listing below.*

- 9142-INSA** Insert "A" 9142, Imperial Misc Holes
- 9142-INSB** Insert "B" 9142, Imperial Comparison Holes
- 9142-INSC** Insert "C" 9142, 0.25-inch Holes
- 9142-INSD** Insert "D" 9142, Metric Comparison Holes
- 9142-INSE** Insert "E" 9142, Metric Misc Holes w/0.25-inch Hole
- 9142-INSF** Insert "F" 9142, Metric Comparison Misc Holes w/0.25-inch Hole
- 9142-INSZ** Insert "Z" 9142, Blank

**Ordering Information for 9143**

- 9143-X** Field Metrology Well, 33 °C to 350 °C, w/9143-INSX
- 9143-X-P** Field Metrology Well, 33 °C to 350 °C, w/9143-INSX, w/Process Electronics

*X in the above model numbers to be replaced with A, B, C, D, E, or F as appropriate for the desired insert. See the inserts illustration and listing below.*

- 9143-INSA** Insert "A" 9143, Imperial Misc Holes
- 9143-INSB** Insert "B" 9143, Imperial Comparison Holes
- 9143-INSC** Insert "C" 9143, 0.25-inch Holes
- 9143-INSD** Insert "D" 9143, Metric Comparison Holes
- 9143-INSE** Insert "E" 9143, Metric Misc Holes w/0.25-inch Hole
- 9143-INSF** Insert "F" 9143, Metric Comparison Misc Holes w/0.25-inch Hole
- 9143-INSZ** Insert "Z" 9143, Blank

**Ordering Information for 9144**

- 9144-X** Field Metrology Well, 50 °C to 660 °C, w/9144-INSX
- 9144-X-P** Field Metrology Well, 50 °C to 660 °C, w/9144-INSX, w/Process Electronics

*X in the above model numbers to be replaced with A, B, C, D, E, or F as appropriate for the desired insert. See the inserts illustration and listing below.*

- 9144-INSA** Insert "A" 9144, Imperial Misc Holes
- 9144-INSB** Insert "B" 9144, Imperial Comparison Holes
- 9144-INSC** Insert "C" 9144, 0.25-inch Holes
- 9144-INSD** Insert "D" 9144, Metric Comparison Holes
- 9144-INSE** Insert "E" 9144, Metric Misc Holes w/0.25-inch Hole
- 9144-INSF** Insert "F" 9144, Metric Comparison Misc Holes w/0.25-inch Hole
- 9144-INSZ** Insert "Z" 9144, Blank

**Ordering Information for All Field Metrology Wells**

- 9142-CASE** Carrying Case, 9142-4 Field Metrology Wells

**Fluke.** *Keeping your world  
up and running.*®

**Fluke Corporation  
Hart Scientific Division**  
799 E Utah Valley Drive  
American Fork, UT 84003


Tel: 801.763.1600  
Fax: 801.763.1010  
E-Mail: [info@hartscientific.com](mailto:info@hartscientific.com)  
[www.hartscientific.com](http://www.hartscientific.com)

**Fluke Eurpoe B. V., Hart Scientific Division**  
PO Box 1186, 5602 BD Eindhoven  
The Netherlands  
Tel: +31 (0)40 2675 403  
Fax: +31 (0)40 2675 404  
E-mail: [Hart.Logistics@Fluke.NL](mailto:Hart.Logistics@Fluke.NL)

All other countries:  
Tel: +1 801.763.1600  
Fax: +1 801.763.1010

©2007 Fluke Corporation. All rights reserved.  
Specifications subject to change without notice.  
7/2007 3082057 D-EN-Rev B  
Pub\_ID: 11272-eng Rev 02

# INLEC, supporting you to deliver a world class service, every day, in every sector ...



## OUR COMMITMENT TO YOU

### A wealth of knowledge and experience.

You can take advantage of expert advice to ensure you get the best, most appropriate and cost effective equipment for the job. We supply a wide variety of industries, so if there is another way to do the job or save you time and money we'll pass on the benefit of our experience for free.

### Honest advice, just a phone call away.

If we don't have a particular item, rather than hiring you something that won't do the job, we would rather direct you to an alternative supplier. You will always be provided with full instructions and if you still need help, call our technical team on Nationwide Low Call 0333 6000 600. Our aim is to save you time, frustration and money.

### Top quality equipment from major manufacturers.

With Inlec you'll get the most accurate, reliable and well-maintained equipment available. Prices are regularly reviewed to ensure you always enjoy the best value for money. We have made a significant investment in test equipment so we ensure that it's well packed to minimise damage and delay.

### We really do listen to you.

You won't waste your time contacting Inlec. Every request for equipment is logged and carefully considered. Listening to our customers helps keep our product range up to date and relevant. If you are unhappy about any aspect of our service please let us know so we can put it right.

## YOUR 5 WAY GUARANTEE

### 1 GUARANTEE SAME DAY DESPATCH

We understand why prompt delivery is important to you. So, if we confirm your order before 3pm, you are guaranteed same day despatch.

### 2 OUR PRICE GUARANTEE

Inlec guarantee you real value for money. Our price match policy is simple - if you can hire the same product for less elsewhere, we guarantee to match that price and reduce it by a further 10% of the difference - and still deliver our industry leading technical and customer support.

For full details check our price-match guarantee online

### 3 TOP QUALITY GUARANTEED

All equipment is thoroughly checked prior to dispatch to ensure you receive it in full, safe working order. Your shipment will be securely packed and include manufacturer's instructions, accessories or consumables and a valid calibration certificate where appropriate. In addition, Inlec offer a 24 hour replacement service if you decide the equipment is not suitable for your application\*.

### 4 FRIENDLY, KNOWLEDGEABLE ADVICE GUARANTEED

Inlec are happy to provide you with free advice, from an unbeatable team of experienced, knowledgeable and friendly engineers and hire experts.

### 5 YOUR GUARANTEE OF THE BEST CUSTOMER SERVICE

Throughout your hire we will work hard to ensure you enjoy the very best in support and service from Inlec. We guarantee you won't find better service anywhere in the industry.

\*subject to availability and conditions

## Europe's leading Test Equipment Hire Specialist



LAB NO. 0535



Nationwide Low Call **0333 6000 600**  
Online: **www.inlec.com**

Inlec UK Ellerbeck Way, Stokesley Business Park, Stokesley N Yorkshire TS9 5JZ United Kingdom



CERT. NO. GB93/1773



Accredited Contractor