

EUROPE'S LARGEST SELECTION OF TEST & MEASUREMENT EQUIPMENT FOR HIRE

INLEC.COM

DATA-SHEET



Nationwide Low Call
0333 6000 600

WHY BUY
WHEN YOU CAN HIRE

PCITS2000/2

Primary Current Injection Test Sets



- **Test relay protection systems and their current transformers together**
- **Current level maintained though test circuit resistance may rise due to heating**
- **Built-in timer to record protection relay operation**

DESCRIPTION

This Primary Current Injection Test Set is rugged, self-contained and designed for operation by one person. The PCITS2000/2 is a two-wheeled unit (with a handle).

The test set has a separate hand-held controller connected by an expandable cable. This allows the operator to work close to a protective relay while controlling a test. The maximum output current is 2000 A a.c. at line frequency. By changing the range switch, half the rated output can be obtained at twice the voltage. Additionally, a separate auxiliary voltage output of 250 V, 2 A a.c. or 125 V, 2 A a.c. is available for testing voltage operated relay coils or checking the magnetisation characteristics of current transformers. All outputs are fully variable and each test set has a nominal duty cycle when delivering full current and voltage. Continuous operation is possible at 40% of maximum current.

Current and voltage outputs are varied automatically from the controller. The output current is supplied through wing nut terminals to the low inductance lead set (available optionally).

The voltage output has a separate pair of terminals. Each test set has a built-in timer which itself has three modes of operation 'Forward', 'Run-back' and 'Dual'. These enable the function of a protective relay to be fully tested in regard to its operating times. The timer may be stopped by the contacts of the protection relay under test, or by the cessation of current flow or manually by the operator.

The timer stop inputs accept either unenergised or a.c./d.c. energised relay contacts.

All current and voltage levels are shown on the dot-matrix liquid crystal display incorporated in the controller. The display also shows the elapsed time measured by the counter. The equipment is microprocessor controlled and three tactile keys on the control box take up the selected function allotted to them during the testing programme. These functions are indicated on the display. The display can be set to read in any of five languages, English, French, German, Italian and Spanish.

Circuit protection is by circuit breakers and fuses, and a thermal cut-out prevents overheating. Controlled switching ensures that, in the event of power failure or the thermal cut-out operating, the output cannot be re-energized until the controls are reset, thereby offering protection to the equipment and the operator.

APPLICATIONS

Primary current injection test sets have two main applications. The first of these is the testing of complete relay protection systems comprising the isolated high voltage conductor, the current transformer, the protection relay and the circuit breaker. Because of the inconvenience of breaking into the feeder circuit on the primary side of the current transformer, primary current injection is normally applied at the time of commissioning

protection equipment or after major repair. Routine testing is carried out using secondary current injection with equipment such as the SCITS100 (100 A) or SCITS50D (50 A).

As many of the protection systems requiring testing have a critical performance in relation to time, the primary current injection test sets incorporate a time counter facility.

The second role of the primary current injection test set is in the testing of the current transformer in a protection system. Again, this test is normally applied prior to commissioning equipment or after repair.

In addition to these protection system applications, current injection test sets are ideal for any application where it is necessary to supply a low resistance load with a controlled and measured heavy current.

Primary or Secondary Testing, Which?

Primary Injection Testing

Most electricity supply protective equipment is fed from a current transformer on the supply cable or busbar. Primary current injection testing checks all the components of the protective system. A high test current, enough to cause the protection equipment to operate, is injected into the supply cable. Time taken for the protection relay to operate is then measured.

The primary current injection test is essential when commissioning new protection systems and after major repair and component replacement, since it tests the whole system. It will detect current transformers connected with incorrect polarity or relays that have been set in the wrong sequence in differential systems. However, the inconvenience of breaking the primary circuit means that the method is unsuitable for routine testing.

Secondary Injection Testing

Secondary current injection testing checks the operation of the protective relay etc. but does not test the overall system including the current transformer. Primary testing usually requires a high current (over 500 A). A secondary injection test is easier since there is not the need to break the primary circuit and it requires a lower current (up to 100 A) through the operating coil of the protective device. The time taken for the protection device to operate is then measured.

A test winding is sometimes provided on the current transformer through which the secondary testing can be carried out.



SPECIFICATIONS

Maximum Current Output a.c. PCITS2000/2

2000 A at 0 to 3 V, 50 Hz/60 Hz

1000 A at 0 to 6 V, 50 Hz/60 Hz

Setting Resolution 10 A

Auxiliary Voltage Output a.c.

0 to 250 V, 2 A, 50 Hz/60 Hz

0 to 125 V, 2 A, 50 Hz/60 Hz

Display

Dot matrix L.C.D.

Current Range

0–2000 A, resolution 1 A

Auxiliary Voltage Range

0–250 V, resolution 1 V;

0–2 A, resolution 0,01 A

Accuracy:

±3% of reading, ±2 digits.

Timer:

0–600 s, resolution 0,01 s

Accuracy:

±0.1%, ±0.05 s

Duty Cycle

21/2 minutes on circuit and 15 minutes off circuit at full range current and voltage.

Duty cycle increases until continuous use is possible at 40% of full range.

Temperature Range

Operation:

0°C to 40°C (32 to 104°F)

Storage:

-20°C to +60°C (-4 to 140°F)

Humidity Range

Operation:

90% RH at 40°C (104°F)

Storage:

93% RH at 40°C (104°F)

Supply Voltage

220 V/240 V +6% –10%, 50 Hz/60 Hz

7 kVA

Timer Stop Inputs

Unenergised or 100 V to 264 V a.c./d.c. energised contacts.

Safety

The test set will, in general, meet the requirements of the IEC1010-1 (1990) specification.

Equipment Protection

Circuit Breakers:

30 A rating

Auxiliary Output Fuse:

2 A ceramic HBC 20 mm x 5 mm IEC 127/1

Controller Supply Fuse:

1 A ceramic HBC 20 mm x 5 mm IEC 127/1

Dimensions

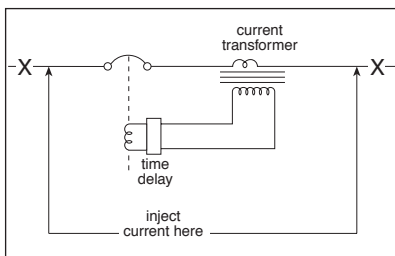
320 mm x 305 mm x 510 mm
(12¹/₂ in x 12 in x 20 in approx.)
excluding handle and wheels.

Controller

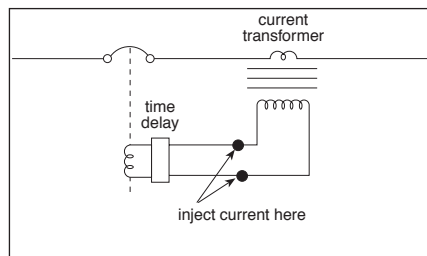
202 mm x 127 mm x 55 mm
(8 in x 5 in x 2¹/₈ in approx.)

Weight

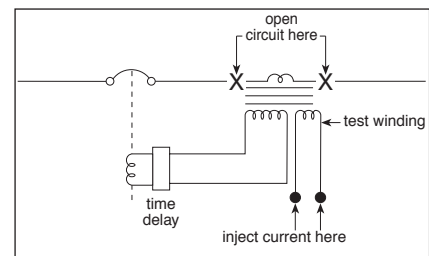
61 kg (134 lb approx.)



Primary Injection Testing



Secondary Injection Testing



Secondary testing with test winding

ORDERING INFORMATION

Item	Order Code	Item	Order Code
Primary Current Injection Test Sets	PCITS2000/2	Optional Accessories	
		2000 A low inductance lead set (3 m long)	6220-462
		Timer/low current leadset	6220-125

UK
Archcliffe Road Dover
CT17 9EN England
T +44 (0) 1304 502101
F +44 (0) 1304 207342

UNITED STATES
4271 Bronze Way
Dallas TX 75237-1088 USA
T 800 723 2861 (USA only)
T +1 214 333 3201
F +1 214 331 7399


OTHER TECHNICAL SALES OFFICES
Norristown USA, Toronto CANADA,
Mumbai INDIA, Trappes FRANCE,
Sydney AUSTRALIA, Madrid SPAIN
and the Kingdom of BAHRAIN.

Registered to ISO 9001:2000 Reg no. Q 09290
Registered to ISO 14001 Reg no. EMS 61597

PCITS2000_2_DS_en_V10

www.megger.com
Megger is a registered trademark

INLEC, supporting you to deliver a world class service, every day, in every sector ...



OUR COMMITMENT TO YOU

A wealth of knowledge and experience.

You can take advantage of expert advice to ensure you get the best, most appropriate and cost effective equipment for the job. We supply a wide variety of industries, so if there is another way to do the job or save you time and money we'll pass on the benefit of our experience for free.

Honest advice, just a phone call away.

If we don't have a particular item, rather than hiring you something that won't do the job, we would rather direct you to an alternative supplier. You will always be provided with full instructions and if you still need help, call our technical team on Nationwide Low Call 0333 6000 600. Our aim is to save you time, frustration and money.

Top quality equipment from major manufacturers.

With Inlec you'll get the most accurate, reliable and well-maintained equipment available. Prices are regularly reviewed to ensure you always enjoy the best value for money. We have made a significant investment in test equipment so we ensure that it's well packed to minimise damage and delay.

We really do listen to you.

You won't waste your time contacting Inlec. Every request for equipment is logged and carefully considered. Listening to our customers helps keep our product range up to date and relevant. If you are unhappy about any aspect of our service please let us know so we can put it right.

YOUR 5 WAY GUARANTEE

1 GUARANTEE SAME DAY DESPATCH

We understand why prompt delivery is important to you. So, if we confirm your order before 3pm, you are guaranteed same day despatch.

2 OUR PRICE GUARANTEE

Inlec guarantee you real value for money. Our price match policy is simple - if you can hire the same product for less elsewhere, we guarantee to match that price and reduce it by a further 10% of the difference - and still deliver our industry leading technical and customer support.

For full details check our price-match guarantee online

3 TOP QUALITY GUARANTEED

All equipment is thoroughly checked prior to dispatch to ensure you receive it in full, safe working order. Your shipment will be securely packed and include manufacturer's instructions, accessories or consumables and a valid calibration certificate where appropriate. In addition, Inlec offer a 24 hour replacement service if you decide the equipment is not suitable for your application*.

4 FRIENDLY, KNOWLEDGEABLE ADVICE GUARANTEED

Inlec are happy to provide you with free advice, from an unbeatable team of experienced, knowledgeable and friendly engineers and hire experts.

5 YOUR GUARANTEE OF THE BEST CUSTOMER SERVICE

Throughout your hire we will work hard to ensure you enjoy the very best in support and service from Inlec. We guarantee you won't find better service anywhere in the industry.

*subject to availability and conditions

Europe's leading Test Equipment Hire Specialist



LAB NO. 0535



Nationwide Low Call 0333 6000 600

Online: www.inlec.com

Inlec UK Ellerbeck Way, Stokesley Business Park, Stokesley N Yorkshire TS9 5JZ United Kingdom



CERT. NO. GB93/1773



Accredited Contractor