

EUROPE'S LARGEST SELECTION OF TEST & MEASUREMENT EQUIPMENT FOR HIRE

INLEC.COM

DATA-SHEET




Nationwide Low Call
0333 6000 600

WHY BUY
WHEN YOU CAN HIRE

830




Users Manual

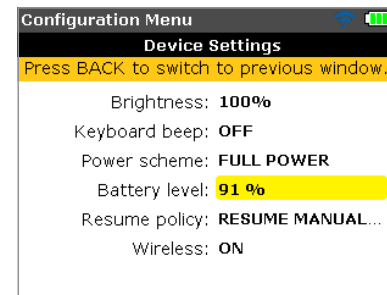
1. Press  to switch the Product on. Wait for the "Setup" screen to appear.

Note

Before proceeding with the update ensure that the indicated nominal capacity of the battery is greater than 50%. If this is not the case, recharge the battery to full capacity first.

To check battery capacity proceed as follows:

- Press .
- When in the "Main menu" screen use the navigation keys and highlight the 'Config' icon. Confirm selection by pressing .
- After accessing the "Configuration menu" screen use the navigation keys and highlight the 'Device settings' icon then press  to confirm selection. The actual battery capacity is indicated in the screen that appears.



2. Attach the 'short' USB cable to the Product's grey USB port.
3. Insert the approved memory stick into the 'short' USB cable.

INLEEC, supporting you to deliver a world class service, every day, in every sector ...



OUR COMMITMENT TO YOU

A wealth of knowledge and experience.

You can take advantage of expert advice to ensure you get the best, most appropriate and cost effective equipment for the job. We supply a wide variety of industries, so if there is another way to do the job or save you time and money we'll pass on the benefit of our experience for free.

Honest advice, just a phone call away!

If we don't have a particular item, rather than hiring you something that won't do the job, we would rather direct you to an alternative supplier. You will always be provided with full instructions and if you still need help, call our technical team on Nationwide Low Call 0333 6000 600. Our aim is to save you time, frustration and money.

Top quality equipment from major manufacturers.

With Inlec you'll get the most accurate, reliable and well-maintained equipment available. Prices are regularly reviewed to ensure you always enjoy the best value for money. We have made a significant investment in test equipment so we ensure that it's well packed to minimise damage and delay.

We really do listen to you.

You won't waste your time contacting Inlec. Every request for equipment is logged and carefully considered. Listening to our customers helps keep our product range up to date and relevant. If you are unhappy about any aspect of our service please let us know so we can put it right.

YOUR 5 WAY GUARANTEE

1. GUARANTEE SAME DAY DISPATCH

We understand why prompt delivery is important to you. So we confirm your order before 5pm, you are guaranteed same day dispatch.

2. OUR PRICE GUARANTEE

Inlec guarantee you real value for money. Our price match policy is simple - if you can hire the same product for less elsewhere, we guarantee to match that price and reduce it by a further 10% of the difference - and still deliver our industry leading technical and customer support.

For full details check our price-match guarantee online

3. TOP QUALITY GUARANTEED

All equipment is thoroughly checked prior to dispatch to ensure you receive it in full, safe working order. Your shipment will be securely packed and include manufacturer's instructions, accessories or consumables and a valid cable and electrical test certificate. Where appropriate, Inlec offers 24 hour emergency repair services as the equipment is not suitable for your application.*

4. FRIENDLY, KNOWLEDGEABLE ADVICE GUARANTEED

Inlec are happy to provide you with free advice, from an unbeatable team of experienced, knowledgeable and friendly engineers and hire experts.

5. YOUR GUARANTEE OF THE BEST CUSTOMER SERVICE

Throughout your hire we will work hard to ensure you enjoy the very best in support and service from Inlec. We guarantee you won't find better service anywhere in the industry.

*Subject to availability and conditions

Europe's leading Test Equipment Hire Specialist

Nationwide Low Call 0333 6000 600
Online: www.inlec.com

Inlec UK: Eltherbeck Way, Stakeley Business Park, Stakeley N Yorkshire TS9 5LZ United Kingdom



Appendix

Carrying out the firmware update

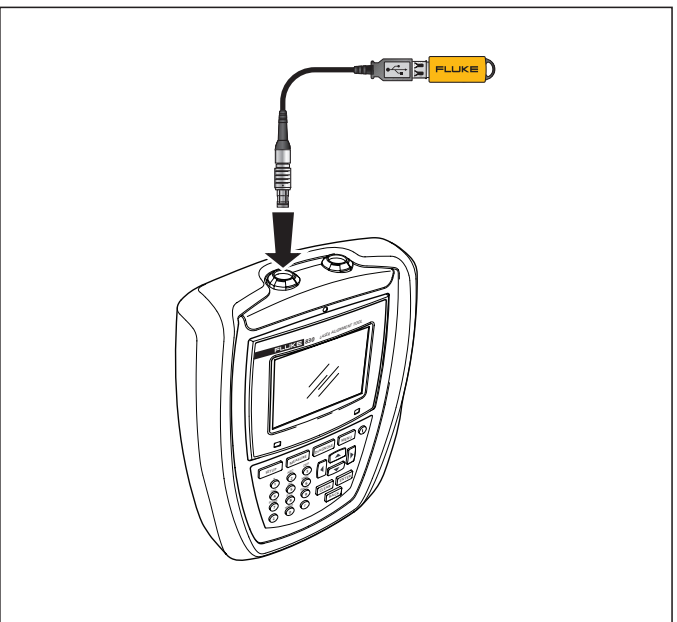


Figure 10-3. Memory stick connected to the Product using the 'short' USB cable

4. A hint indicating the availability of a new firmware and the need to reboot the Product appears.

