

EUROPE'S LARGEST SELECTION OF TEST & MEASUREMENT EQUIPMENT FOR HIRE

INLEC.COM

DATA-SHEET



Nationwide Low Call
0333 6000 600

WHY BUY
WHEN YOU CAN HIRE



Sensing Precision

Air Measurement Specialists

Product Datasheet

ALF 150 Duct Leakage Tester



- + Overview
- + Features
- + Applications
- + Specifications
- + Comparison Table
- + Performance Curve

Overview

Description

The ALF150 is a low cost, compact, light-weight and totally self-contained testing unit. It develops static pressures from -2500Pa to +2500Pa, and flow rates of 1 to 150l/s. This provides approximately 140l/s of air flow for Class A leakage tests and up to 70l/s for Class C/D leakage tests. The ALF150 is designed with three rapid change (push in – pull out) conical inlet nozzles designed to ISO5801:2007. The use of conical inlet nozzles makes the ALF150 a primary measuring device.

The ALF150+ is the high-end version of the ALF150. It features ambient temperature and barometric/absolute pressure sensors for real-time compensation giving improved accuracy when measuring flow rates. It also features a PID test pressure control mode with data logging, providing a fully automatic test facility for increased productivity.

Both the ALF150 and ALF150+ come with a single all in one instrument making this duct leakage tester easy to use and configure through the intuitive menu driven user interface. The instrument also provides an SD Card facility and USB data output. A Flexi-Hose with pre-connected machine coupling, duct adapter and static pressure tubing is included in the carry case so that the ALF150 is ready to use from the moment it is unpacked.

Features

- Portable & lightweight; Single person lift.
- Everything pre-connected and ready to use
- Rapid change Conical Inlet Nozzles.
- Easy to use single instrument with menu driven interface.
- SD card & USB Data output.
- Configurable settings include:
 - Ambient conditions, sensor damping, units of measure, data record rate.
- Able to measure flow in STD conditions or Actual conditions.
- Four operating languages: English, French German & Spanish.
- Only return the electronic instrument for annual calibration.
- Entire unit can fit in boot of a small hatchback car.

Applications

























- **Ductwork Leakage Testing**
- **Damper Leakage Testing**
- **Chilled Beam Testing**
- **AHU Leakage Testing**
- **Other End of Line Testing**
- **Testing after refurbishments**
- **Testing before/after duct cleaning**
- **Automatic back pressure compensated flow measurement for Fan testing.**

Specifications

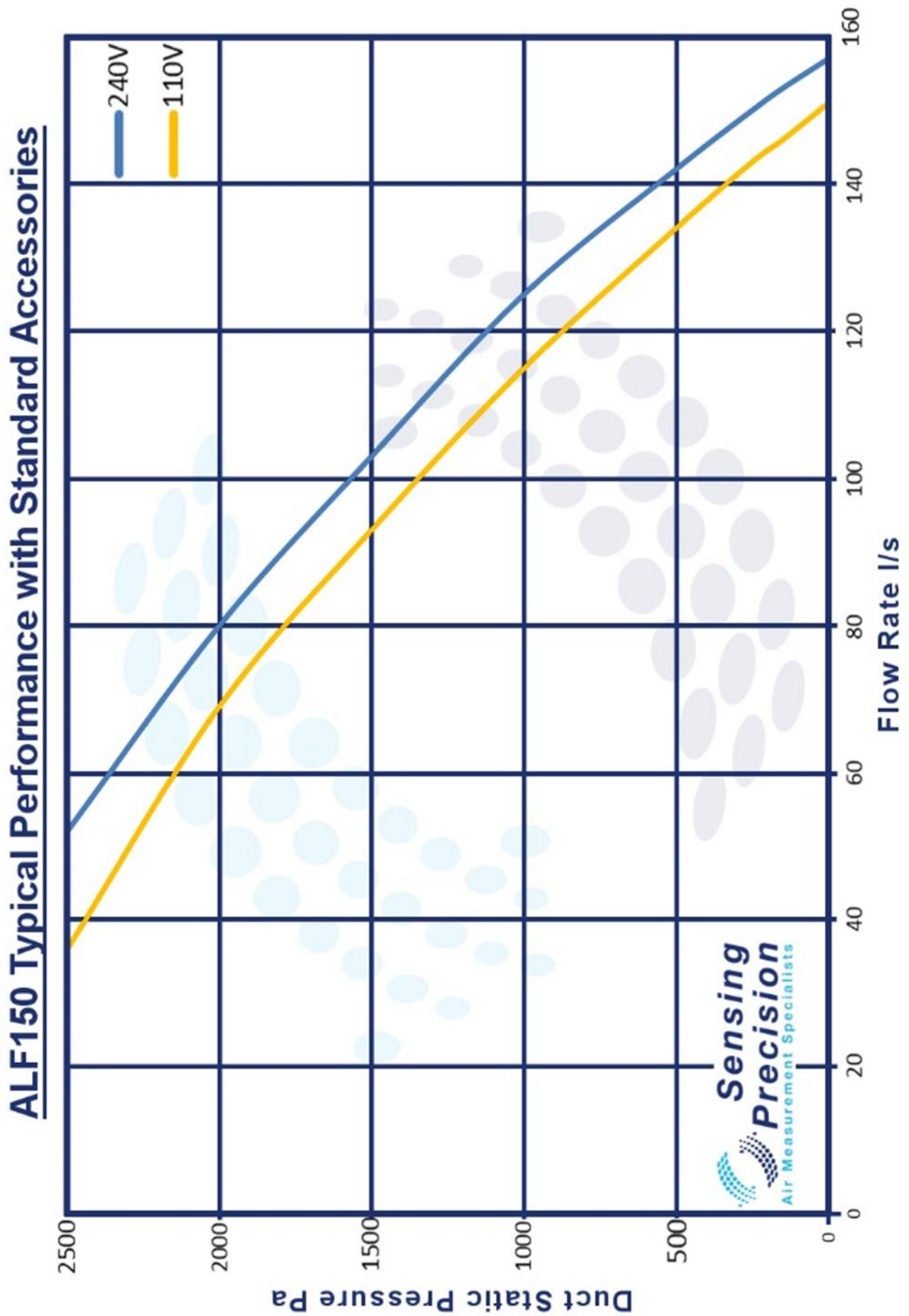
Standards	BS EN 1507, 12237, (DW/143, Eurovent 2/2, SMACNA)
Volume Flow Measurement	1 to 150 l/s - Over Nozzle Range
Pressure Measurement	±2500 Pa
Typical Duty Points	70 l/s at 2000 Pa 140 l/s at 500 Pa
Pressure Measurement Accuracy	±1% of reading ±1 digit
Volume Flow Accuracy	±2.5% of reading ±1 digit
Resolution	1 Pa
Sensor Damping	0.5s to 7.5s
Power	400W
Voltage Options	240Vac 50/60 Hz 110Vac 50/60 Hz
Unit Size	35w x 46d x 80h cm
Unit Weight	20Kg
Carry Case	45w x 45d x 55h cm - 10.5Kg
Trolley	38w x 20d x 94h cm - 6.7Kg

Comparison of the ALF150, ALF150-PID and the ALF+

Key Feature Comparison

	ALF150	ALF-PID	ALF+
DW/143 Class A-D, Eurovent 2/2, SMACNA Standards			
Three Rapid Change Conical Inlet Nozzles			
240V & 110V Version as Standard			
Measure Leakage in Actual or STD Conditions			
Data Output to SD Card & USB			
Manually Program Ambient Conditions			
Manual Test Control			
PID Test Control by Programmable Target Pressure			
Measure Ambient Conditions in Real Time			

Performance Curve



Sensing Precision Ltd
15 – 16 Bates Industrial Estate
Stokenchurch, High Wycombe,
Bucks, HP14 3PD, UK

sensing-precision.com
info@sensing-precision.com

+44 (0) 1494 363 333

Registered in England No. 07878150

INLEC, supporting you to deliver a world class service, every day, in every sector ...



OUR COMMITMENT TO YOU

A wealth of knowledge and experience.

You can take advantage of expert advice to ensure you get the best, most appropriate and cost effective equipment for the job. We supply a wide variety of industries, so if there is another way to do the job or save you time and money we'll pass on the benefit of our experience for free.

Honest advice, just a phone call away.

If we don't have a particular item, rather than hiring you something that won't do the job, we would rather direct you to an alternative supplier. You will always be provided with full instructions and if you still need help, call our technical team on Nationwide Low Call 0333 6000 600. Our aim is to save you time, frustration and money.

Top quality equipment from major manufacturers.

With Inlec you'll get the most accurate, reliable and well-maintained equipment available. Prices are regularly reviewed to ensure you always enjoy the best value for money. We have made a significant investment in test equipment so we ensure that it's well packed to minimise damage and delay.

We really do listen to you.

You won't waste your time contacting Inlec. Every request for equipment is logged and carefully considered. Listening to our customers helps keep our product range up to date and relevant. If you are unhappy about any aspect of our service please let us know so we can put it right.

YOUR 5 WAY GUARANTEE

1 GUARANTEE SAME DAY DESPATCH

We understand why prompt delivery is important to you. So, if we confirm your order before 3pm, you are guaranteed same day despatch.

2 OUR PRICE GUARANTEE

Inlec guarantee you real value for money. Our price match policy is simple - if you can hire the same product for less elsewhere, we guarantee to match that price and reduce it by a further 10% of the difference - and still deliver our industry leading technical and customer support.

For full details check our price-match guarantee online

3 TOP QUALITY GUARANTEED

All equipment is thoroughly checked prior to dispatch to ensure you receive it in full, safe working order. Your shipment will be securely packed and include manufacturer's instructions, accessories or consumables and a valid calibration certificate where appropriate. In addition, Inlec offer a 24 hour replacement service if you decide the equipment is not suitable for your application*.

4 FRIENDLY, KNOWLEDGEABLE ADVICE GUARANTEED

Inlec are happy to provide you with free advice, from an unbeatable team of experienced, knowledgeable and friendly engineers and hire experts.

5 YOUR GUARANTEE OF THE BEST CUSTOMER SERVICE

Throughout your hire we will work hard to ensure you enjoy the very best in support and service from Inlec. We guarantee you won't find better service anywhere in the industry.

*subject to availability and conditions

Europe's leading Test Equipment Hire Specialist



LAB NO. 0535



Nationwide Low Call 0333 6000 600

Online: www.inlec.com

Inlec UK Ellerbeck Way, Stokesley Business Park, Stokesley N Yorkshire TS9 5JZ United Kingdom



CERT. NO. GB93/1773



Accredited Contractor