



Datasheet



0370 330 6021
www.sunbeltrentals.co.uk

MOM2

Micro-ohmmeter



- Up to 240 A
- Bluetooth® headset for audible pass/fail testing against adjustable limits
- Battery powered
- Handheld, lightweight – 2.2 lb (1 kg)
- Safe test – DualGround™
- Auto range: 1 $\mu\Omega$ to 1000 m Ω
- Ultra capacitor technology (patent pending)

DESCRIPTION

The MOM2 Micro-ohmmeter is a lightweight, handheld unit designed to deliver up to 240 Amps and measure the resistance of circuit breaker contacts, bus-bar joints, and other high-current links. This product is designed with safety, ease of use and versatility in mind.

The MOM2 can be used anywhere to measure a low resistance value with high accuracy. With the MOM2, it is possible to make measurements according to the DualGround™ method. This means that the test object will be grounded on both sides throughout the test giving a safer, faster and easier workflow.

Its ruggedness and light weight make the MOM2 very suitable for field work, such as in substations. The unit comes with a strong rubber holster accessory which makes it extra durable. The MOM2 is capable of testing for a full day without recharge. It can store 190 test values and transfer test data to a PC via Bluetooth.

The Bluetooth feature can also be used in conjunction with the wireless headset to provide an audible pass/fail signal against user-adjustable limits as tests are performed.

High Current Generation Using Ultra Capacitor

The MOM2 uses an ultra capacitor to generate the high-output current. Ultra capacitors are able to store huge amounts of energy compared to conventional capacitors. In addition, they can deliver very high currents during discharge as a result of their very low internal resistance.

While testing, the capacitor is discharged through the test object. The voltage drop across and the current flow through the test object are continuously and synchronously sampled. The resistances calculated from the individual samples are then averaged to obtain the final value.

APPLICATIONS

The MOM2 test system is designed to serve a number of applications. The most common are contact resistance measurements of low-, medium- and high-voltage breakers and also at bus-bar joints, and other high current links.

If the contact resistance is too high, this will lead to power loss and temperature rise, which often leads to serious trouble. To avoid such problems, it is necessary to check the resistance at regular intervals.

The following table demonstrates how important low resistance is at high currents:

Current	Contact resistance	Power loss
10 kA	1 m Ω	100 kW
10 kA	0.1 m Ω	10 kW
1 kA	1 m Ω	1 kW
1 kA	0.1 m Ω	100 W

At 10 kA a contact with the resistance 0.1 m Ω gives a power loss of 10 kW. This power loss in one single point will definitely confer a temperature rise, which may result in overheating and possibly premature failure.

INSTRUMENT FRONT VIEW

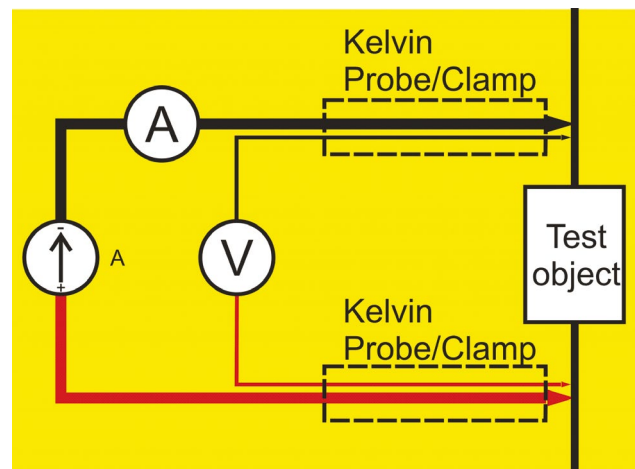
1. Current output terminal (-)
2. Current output terminal (+)
3. Display
 - The display offers a combination of analog arc and a dual digital readout:
 - Analog arc:
Indicates level of the capacitor charge.
 - Dual digital display:
Large main digital readout for good visibility of all main measurement results
Second digital display for additional data.
4. Ground (earth) terminal
5. Keys for navigation and to make settings in the display
6. TEST-button
7. Stand-by/Wake up (Press shortly to toggle)
Clear log (Press and hold for 5 seconds)
8. Function selector

OFF		
I > I min	0.1 s	Measurement time with minimum current guarantee
	0.6 s	
	3 s	
I = I max	0.1 s	Measurement time with max. charge
	0.6 s	
	3 s	
SET		Bluetooth "pair units"
	CLK	Set date and time
		Set volume for the internal loudspeaker
		Discharge the MOM2 internal capacitor
	I min	Minimum current guarantee setting
	LOG	Data log settings
PC COM		PC communication (dump data to PC)
USER	1	Stored settings. Set from PC, MOM2 Win
	2	
	3	

9. Connector for the voltage (-) sense lead
10. Connector for the voltage sense (+) lead and the trig function
11. Connector for the battery charger
12. Battery charger indicator



4 wire Kelvin test



The Kelvin probes (included in BD-59090) are used for a 4-wire Kelvin test. This is a way of measuring continuity resistances ensuring all contact and lead resistances are compensated for, allowing a much greater accuracy in measurements. Each Kelvin probe assembly has two probe tips: one tip is for the current generated; the other will measure the very small voltage present. The Kelvin clamps (included in BD-59092) use the same principle.



The "double" probe tip showing the springy center tip

APPLICATION EXAMPLES

Circuit Breaker testing

- Test of circuit breaker contacts
- Test of the connections to the breaker

Testing of Bus-bar

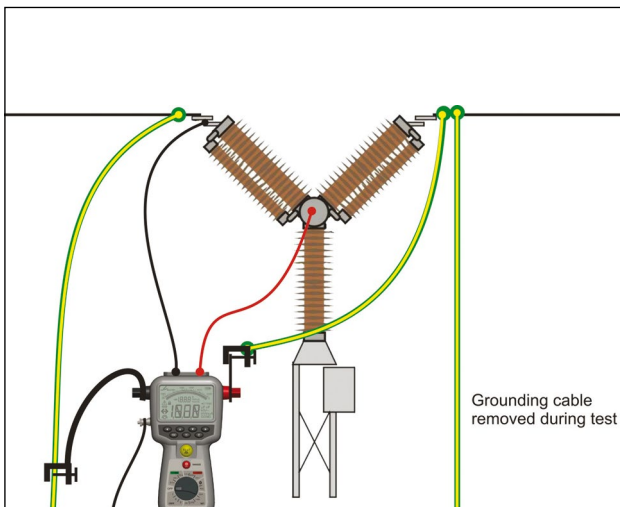
- Test of Bus-bar joints
- Test of connections

Everywhere you need to test a low resistance/ high current connection

- Switches
- Disconnecting devices
- Safety ground connections
- Welding points
- Fuses
- Cables



Hold probes / attach Kelvin clamps to CB and press trig / TEST button. A signal indicates whether test was pass or fail and result is logged in unit for later dump to PC.



Traditional measurement from ground. Injection is done through existing grounding cable (earthing). Optional cable kit is needed. Available kits have 5, 10 or 15 m cables.

BOTH SIDES GROUNDED

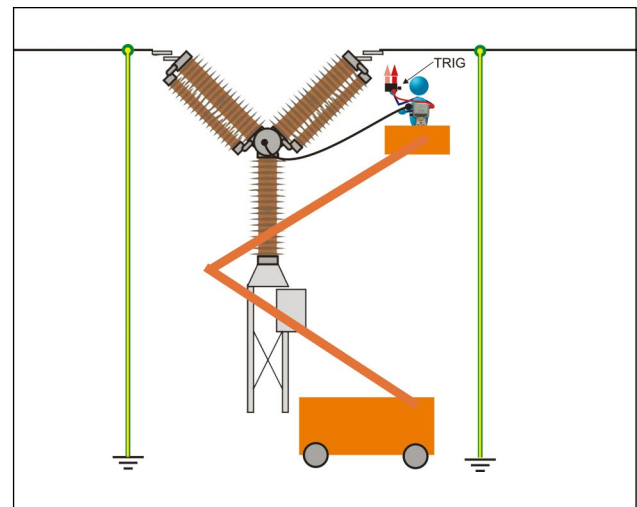
Within electrical power utilities, switchgear owners and service companies, there is an increased emphasis on efficiency of operations, maintenance and service levels. There is an increased emphasis on health, safety, and environmental compliance. Experience has also shown demands for shorter time periods for testing, while the switchgear is less and less available to be taken out of service.

Many utilities require safety grounds to remain in place during station outages, and the MOM2 was designed with this field safety constraint in mind. DualGround means that the test object will be grounded on both sides throughout the test giving a safer, faster and easier workflow. Minimum time is spent in the substation and focus is on the test rather than the equipment.

Conventional vs. DualGround	
Site preparation (isolate work area, apply safety ground, issue permit to work)	Site preparation (isolate work area, apply safety ground, issue permit to work)
Hook up test equipment. Issue sanction for test	Hook up test equipment. Issue sanction for test
Authorized person removes the ground	Risky step left out
Perform testing	Safe testing with both sides grounded
Authorized person applies ground	Risky step left out
Cancel sanction for test. Disconnect test equipment	Cancel sanction for test. Disconnect test equipment
Site closing (cancel permit to work, disconnect ground)	Site closing (cancel permit to work, disconnect ground)



Equipment and methods that supports DualGround™ testing are associated with the DualGround symbol. This symbol certifies the use of groundbreaking technology and methods that enables a safe, fast and easy workflow with both sides grounded throughout the test.



Measurement on CB with both sides grounded, DualGround.

SPECIFICATIONS

Specifications are valid at fully charged batteries and an ambient temperature of +25°C, (77°F). Specifications are subject to change without notice.

Environment

Application field	For use in high-voltage substations and industrial environments.
Temperature	
Operation*	-20°C to +50°C (-4°F to +122°F)
Storage	-40°C to +70°C (-40°F to +158°F)
Relative humidity %RH	5%-95%, non condensing
Pollution degree	2
Shock	IEC 60068-2-27
Vibration	IEC 60068-2-6
Transport	ISTA 2A

*Battery operation temperature 0°C to +50° (32°F to +122°F)

*Battery charging temperature +10°C to +40° (50°F to +104°F)

General

Battery power	Five AA (HR6) 2700 mAh NiMH cells
Recharge time	< 12 h
Typical recharge time at 25°C	3 h
Battery charger	
Mains voltage	100-250 V AC, 50 / 60 Hz
Power consumption	60 W
Protection	Against wrong battery type, low/high temperature
Real time clock battery life	≥10 years
Audible feedback	Different buzzer sounds
User presets	3
Field calibration	Yes
Encapsulation	IP54
Dimensions	217 x 104 x 72 mm
(excl. binding posts)	8.5 x 4.1 x 2.8 in.
Weight	2.2 lbs (1.0 kg) instrument only 11 lbs (5.0 kg) with accessories and carrying case

CE-marking

EMC	2004/108/EC
LVD	2006/95/EC

Measurement section

Minimum current guarantee	Selectable 50 A / 100 A Valid at resistance ≤2mΩ
Pass / Fail	Settable from 1 μΩ to 1999 mΩ
Number of measurements on fully charged batteries	typ. 2200 at I min = 50 A and 0.1 s typ. 800 at I min = 100 A and 0.1 s
Interference suppression	Yes
Range	0 - 1000 mΩ
Range selection	Auto
Resolution	
0 - 999 μΩ	1 μΩ
1.0 - 9.99 mΩ	0.01 mΩ
10.0 - 99.9 mΩ	0.1 mΩ
100 - 1000 mΩ	1 mΩ
Accuracy	
0 - 999 μΩ	±1 % of reading ±1 digit
2 - 1000 mΩ	±2 % of reading ±1 digit

Outputs + / -

Range	> 100 A DC (R < 2 mΩ)
Output voltage (max)	2.5 V DC
Generation duration	Selectable: 0.1 s, 0.6 s, 3 s

	Recovery time at I min set to 100 A and load 100 μΩ	
Generation time	Max	Typ
0.1 s	10 s	8 s
0.6 s	20 s	16 s
3 s	130 s	100 s

Inputs

SENSE + / -	
Connector	4 mm banana jack
Voltage	±3 V DC
Trigger input	Threshold 8 V DC
DC IN	12 - 24 V DC, 2 A max

Logger

Logger, Data	Label, Timestamp, I max, I min, I Limit, Resistance, Meas.time, P/F limit
Labeling schemes	Circuit breaker oriented or diary number
Capacity	190 measurements

Wireless communication

Headset	Bluetooth
PC communication	Bluetooth

INCLUDED ACCESSORIES


MOM2 shown with transport case, charger, rubber holster, carrying strap, belt clip, MOM2 Win software.

OPTIONAL ACCESSORIES


Bluetooth headset



Bluetooth dongle



Calibration kit



Connection plate, used with the cable kits



Soft carrying case



Kelvin probes (incl. in BD-59090)

ORDERING INFORMATION

Item	Cat. No.
MOM2 Micro-ohmmeter including: 2 x 1.3 m (4 ft) test cables Kelvin probes (one with trig button) transport case, charger, rubber holster, carrying strap, belt clip, MOM2 Win	BD-59090
MOM2 Micro-ohmmeter including: 1.3 m (4 ft) test cable red with Kelvin clamp 3 m (10 ft) test cable black with Kelvin clamp C/N GA-90001, transport case, charger, rubber holster, carrying strap, belt clip, MOM2 Win	BD-59092
MOM2 Micro-ohmmeter including: 1.3 m (4 ft) test cable red with Kelvin clamp 5 m (16 ft) test cable black with Kelvin clamp, transport case, charger, rubber holster, carrying strap, belt clip, MOM2 Win	BD-59093
Optional Accessories	
Test cables with Kelvin probes 2 x 1.3 m (4 ft) (one with trig button)	GA-90000
Test cables with Kelvin clamps 1.3 m (4 ft) red, 3 m (10 ft) black	GA-90001
Test cables with Kelvin probes 3 m (10 ft) black	GA-00372
Test cables with Kelvin probes 5 m (16 ft) black	GA-00374
Cable kit 5 m Current cable 0.5 m (1.6 ft), connection plate and sense cables 5 m (16 ft), ground cable	GA-00380
Cable kit 10 m Current cable 0.5 m (1.6 ft), connection plate and sense cables 10 m (33 ft), ground cable	GA-00382
Cable kit 15 m Current cable 0.5 m (1.6 ft), connection plate and sense cables 15 m (49 ft), ground cable	GA-00384
Bluetooth headset and dongle for PC	XC-06000
Calibration kit	BD-90002
Soft carrying case for MOM2, charger & cables	GD-00620

UNITED STATES

Megger
 2621 Van Buren Avenue
 Norristown, PA 19403 USA
 T +610-676-8500
 T +866-254-0962
 F +610-676-8625

SWEDEN

Megger Sweden AB
 Rinkebyvägen 19
 SE-182 36 DANDERYD
 +46 8 510 195 00
 F +46 8 510 195 95
 E seinfo@megger.com

Other Technical Sales Offices

Dover UK, Dallas USA, College Station
 USA, Sydney AUSTRALIA, Ontario CANADA,
 Trappes FRANCE, Oberursel GERMANY,
 Aargau SWITZERLAND, Dubai UAE, Mumbai
 INDIA, Johannesburg SOUTH AFRICA, and
 Chonburi THAILAND

Registered to ISO 9001 and 14001
 Subject to change without notice.

MOM2_DS_US_V14
 www.megger.com

Megger is a registered trademark

**We are supporting you to deliver
a world class service, every day,
in every sector...**

LOCATIONS

LONDON, HEATHROW

Sunbelt Rentals UK Test & Monitoring

242-252 London Road, Staines, London TW18 4JQ

0333 122 3126

www.sunbeltrentals.co.uk/find-a-depot/london-heathrow

REDCAR

Sunbelt Rentals UK Test & Monitoring

Unit 5 Kirkleatham Business Park, Redcar TS10 5SQ

0370 330 6021

www.sunbeltrentals.co.uk/find-a-depot/teesside

STOKESLEY

Sunbelt Rentals UK Test & Monitoring

2 Ellerbeck Way, Stokesley Business Park, Stokesley, North Yorkshire TS9 5JZ

01642 718 900

www.sunbeltrentals.co.uk/find-a-depot/stokesley



www.inlec.com

Order Online with Next Day
Delivery, Online Chat & Online
Account Management



View our trustpilot score



STOKESLEY  REDCAR

 HEATHROW

0370 330 6021
instrumentation@sunbeltrentals.co.uk
testequipment@sunbeltrentals.co.uk
www.sunbeltrentals.co.uk

